

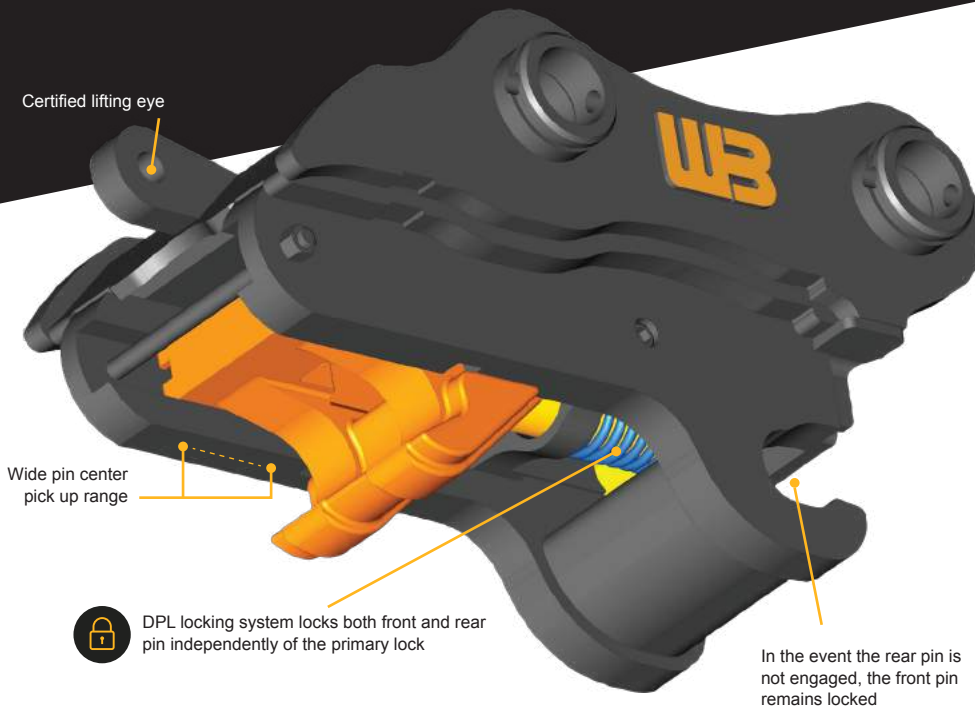


D-LOCK[®]

The Ultimate Coupler

D-LOCK® COUPLER

When safety is paramount



The simple, easily serviceable design of the D-Lock combined with world leading safety features makes the D-Lock the safest coupler on the market today. The D-Lock Coupler is dual locking, meaning attachments remain securely engaged on both pins in the event of loss of engagement force.

A compact design of only seven moving parts (fewest in the industry), requiring only two hoses, no greasing and no complicated operating sequence to follow are just a few of the features which put the D-Lock at the forefront of coupler performance worldwide.

FEATURES

Automatic front lock – Locks the front pin in the event the rear pin is not secured

Multi pin center, picks up all attachments in the same weight class with the same pin diameter

Highly visible front lock indicator

Safety system does not rely on gravity

Dual pin lock – Locks both front and rear pins in the event of loss of engagement force

Simple yet safe unlock procedure eliminates accidental releases.

Unlock process is designed to release only when the operator intends to do so, in a controlled and safe manner, and prevents accidental release

Patented slide lock design*

Compact design – Improving machine performance

Only requires two hydraulic lines

Fewest parts in industry (8)

No greasing or lubrication required

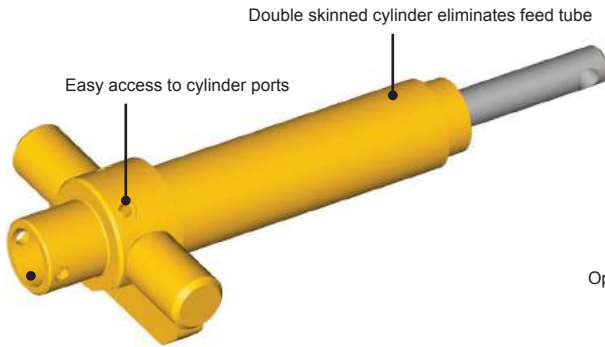
Available for all machines from 1.5 to 120 tons

* U.S. patent no. 9,677,245

**SCAN HERE
TO LEARN MORE**



SAFETY FIRST

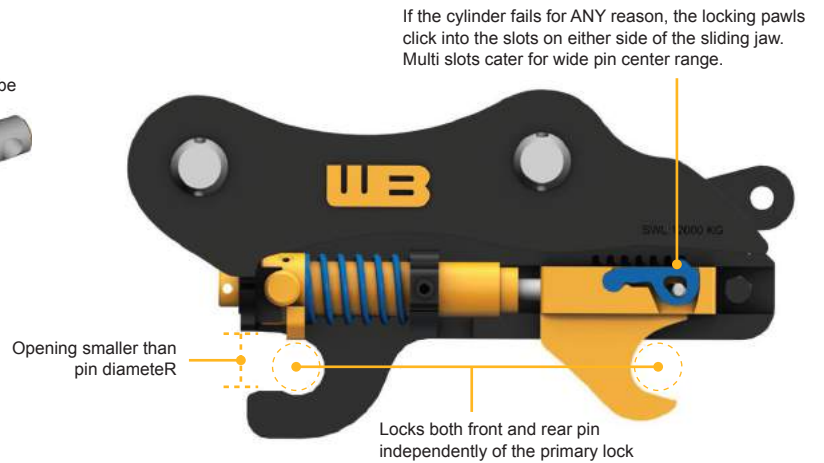


Automatic front mechanical lock and visual indicator

PRIMARY LOCK

The sliding jaw primary lock allows for multi pin centers to be accepted and is operated by a unique double skinned, double acting hydraulic cylinder utilizing full system pressure. No head feed tube or pressure reducer is required.

The D-Lock Coupler fully complies to AS4772-2008 and EN474 Standards and expected forth coming ISO international standards



DUAL PIN LOCKING (DPL) SYSTEM

Front lock automatically engages the moment the rear jaw is activated, negating any chance of the bucket falling off if the operator misses the rear pin.

DPL safety system locks both front and rear pins in the event of loss of engagement forces.

DPL safety system ensures attachments cannot swing on the front pin in the event of loss of engagement forces.

D-LOCK 3-BUTTON SWITCH

Werk-Brau has taken the next step in simplifying coupler safety with the new 3-button coupler switch. The logic and sequence built in to the switch ensure there will be no inadvertent activation. With a two-tone alarm and light system the operator will know when he has sent a signal to the coupler cylinder to disengage.

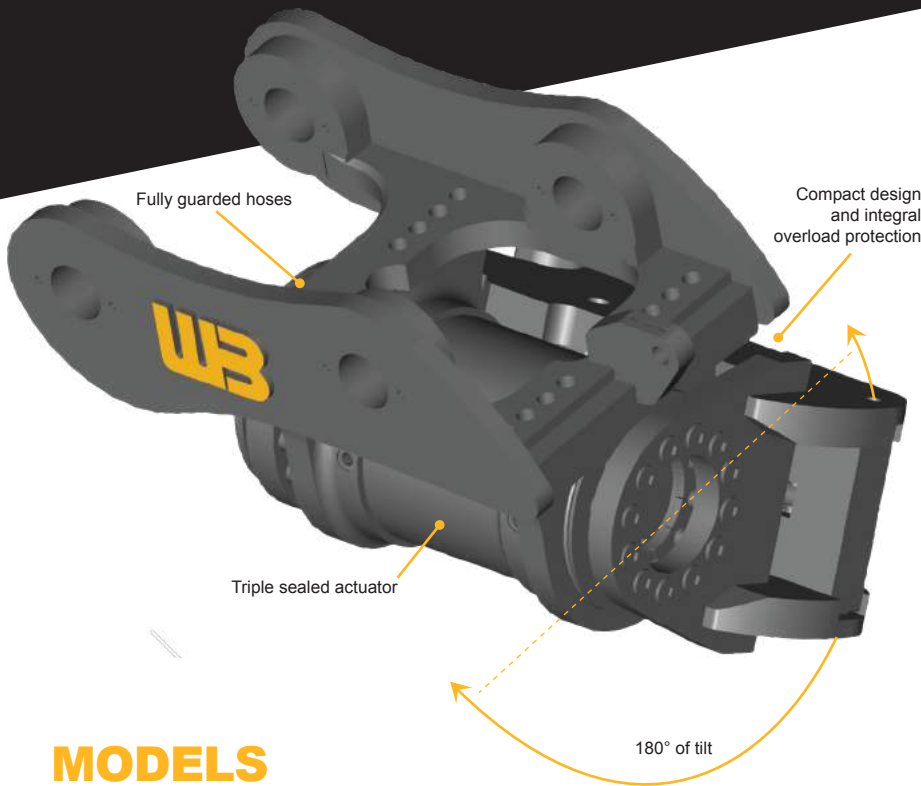
KEY FEATURES:

- + Simple Safe Activation
- + 5 second window to complete sequence or switch resets
- + Intermittent buzzer for activation window and solid buzzer for disengaged mode
- + Easy to install
- + Optional toggle switch upon request



D-LOCK[®] TILT

When productivity is paramount



The D-Lock Tilt has been designed with a compact and narrow body for better visibility and performance, giving it serious benefits over other brands. The D-Lock Tilt allows operators to simply tilt all attachments rather than having to move the entire machine, improving the productivity and versatility of the machine resulting in increased profits.

Mated with our rugged, triple-sealed power actuator, the D-Lock Tilt Coupler is built for virtually maintenance-free and trouble-free performance.



MODELS

D-LOCK TILT

MANUAL PIN GRAB TILT

WEDGE STYLE TILT

BANTAM STYLE TILT

FEATURES

INTEGRAL OVERLOAD PROTECTION

SIMPLIFIED CONNECTIONS AND CONTROLS

FULLY GUARDED HOSES

NO UNWANTED MOVEMENT

UP TO 180 DEGREES OF TILT

COMPACT DESIGN – IMPROVING PERFORMANCE

NO PINS OR BUSHINGS TO WEAR OUT

ONLY REQUIRES FOUR HYDRAULIC LINES

WERK-BRAU POWER ACTUATOR

- Slim structure
- Specifically designed for excavator attachments
- Maintenance-free
- Only two moving parts
- Multiple connection ports
- Integral relief valve
- Simple assembly
- Wide tilting range, up to 180 degree tilt range
- Triple sealed

SCAN HERE
TO LEARN MORE



NOX TILT ROTATOR

The perfectly suited proportional and sensitive NOXPROP control provides for more safety and precision.




NOX tiltrotator, quick coupler and mounted attachments can now be controlled conveniently and effectively with the smart NOXPROP control.

Easily retrofittable for every excavator. Individual assignment of functions and easy menu navigation thanks to the attached touchscreen. Integrated GPS, LTE, Bluetooth and WiFi antennas link your machine with the digital working world. Connection to fleet management is realized when combined with the SmartTag for maximum integration and effectivity.

The system is pre-equipped for future assistance functions such as dynamic scales, 2D height and depth display, BPM and fleet management or copilot systems.

KEY FEATURES:

- + Optimum NOX performance due to perfectly adapted control
- + Autocalibration
- + Geometry data of the attachment
- + Interface to 2D/3D excavator control
- + Remote maintenance
- + Memory function for working profiles



Individual assignment of functions

Geometry overview of the attachment

User Overview

Easy menu navigation



SCAN HERE
TO LEARN MORE

SAFE SERVICEABLE SIMPLE

OUR DESIGN PHILOSOPHY

Our designs are deceptively simple which is often more difficult to achieve than complexity! Werk-Brau's investment in design and IP ensures you get one of the most reliable and safest hydraulic quick couplers in the world.

Direct Comparison of Parts	Parts	Grease Zerks	HQ
Werk-Brau D-Lock	8	0	USA
JRB / Miller Powerlatch	25	3	UK
Strickland Coupler	16	0	IRELAND
Geith Coupler	25	0	UK
Hill Tefra	16	2	UK
Dromone/ ESCO Multilock	24	3	UK
Wedgelock	Current model not dual locking		NZ



The D-LOCK contains fewer parts than any other fully compliant automatic double lock coupler available in the Americas, Europe and Asia.

** Excluding the frame, bolts and locking pawls counted as one. The same method has been applied to other brands.

* Sources: Product manuals all downloaded from Companies websites for current models that are dual locking. Components excluding main frame.

Disclaimer Based on manuals sourced from websites, subject to change without notice.



For a list of dealers
or more information:

Werk-Brau.com
1-800-537-9561

419-422-7207 fax
2800 Fostoria Avenue
Findlay, OH 45840 USA